

Paper Tube Craft: Go Jetters Glitch & Ubercorn

Mess-free craft and DIY toys all in one – have fun making and then taking the passenger seat to enjoy watching your little ones use the fun characters as story-starters for imaginary global adventures of their very own.

Cutting guides provided – so no crafting skills required!




You will need:

Kitchen Paper Tube, Coloured Paper, Fast Drying Paper Glue or Glue Stick, Scissors and a Fine Black Marker



1 First, cut the kitchen paper tube in half to give you two characters bodies, one for Glitch and one for Ubercorn.



2 Cut out the Glitch's body, and accessory pieces from coloured paper. (Download cutting guide included for speed and ease)




3 Follow the photograph of the finished Glitch for guidance on gluing all the paper pieces to the paper tube. Start by covering the paper tube in the larger grey rectangle, with the face cut out, so that the natural colour of the paper tube shows through.




4 To create the funnel pieces for either side of Glitch's head just curl the smaller grey paper rectangles around a marker and glue the ends together.


Paper Tube Craft: Go Jettters Glitch & Ubercorn



Finish making by simply gluing on the smaller details for the orange funnel tops, face and grey solid strip at the base for his shoes. Use the marker to draw little rivets on his suit.



To make Ubercorn, cut out the body and accessory pieces from coloured paper. Repeat the steps for Glitch for covering the tube.



Curl the thin purple paper strips for the hair around a marker or pencil to create Ubercorn's luscious wavy hair.



Glue the curled strips to the body as shown. Layer shorter pieces over longer pieces for extra lusciousness!



Follow this photograph for gluing the final details of Ubercorn's purple goggles, horn, funky-disco red headband, nostrils and shadow under her chin.

Add the little detail on her unicorn-horn, or alicorn, with the fine black marker.


Time to play.....

Go, Go, Go, Go - Go Jettters

Happy making

Michelle (with the help of 10yr old daughter Molly)

Glitch Template



Ubercorn Template

