



# Xuli Mask

Colour in and play!

1. Cut the mask and badge along the dotted lines

2. Stick 2 pieces of ribbon to the back of the mask, and use to tie your mask on




3. Secure the badge to your shirt with tape or velcro



Now you are ready to join the Go Jettters on their next global adventure!

Look just like me!






# Kyan Mask

Colour in and play!

1. Cut the mask and badge along the dotted lines

2. Stick 2 pieces of ribbon to the back of the mask, and use to tie your mask on



3. Secure the badge to your shirt with tape or velcro

Look just like me!

Now you are ready to join the Go Jetters on their next global adventure!






# Foz Mask

Colour in and play!

1. Cut the mask and badge along the dotted lines

2. Stick 2 pieces of ribbon to the back of the mask, and use to tie your mask on



3. Secure the badge to your shirt with tape or velcro

Now you are ready to join the Go Jetters on their next global adventure!



Look just like me!






# Lars Mask

Colour in and play!

1. Cut the mask and badge along the dotted lines

2. Stick 2 pieces of ribbon to the back of the mask, and use to tie your mask on



3. Secure the badge to your shirt with tape or velcro

Look just like me!

Now you are ready to join the Go Jetters on their next global adventure!

